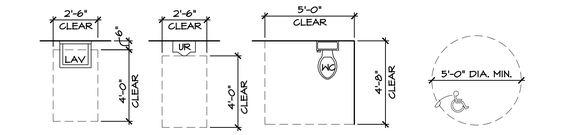

CLEAR FLOOR SPACE

TURNING SPACE

NOTE:
DOOR SWING SHALL NOT ENCROACH ON THE CLEAR FLOOR SPACE UNLESS TOILET ROOM IS FOR INDIVIDUAL USE AND A 30" X 48" CLEAR FLOOR SPACE IS PROVIDED WITHIN THE ROOM BEYOND THE ARC OF THE DOOR SWING (ICC A117.1, 603.2.2 EX. 2)

ACCESSIBLE FLOOR CLEARANCES

NOT TO SCALE

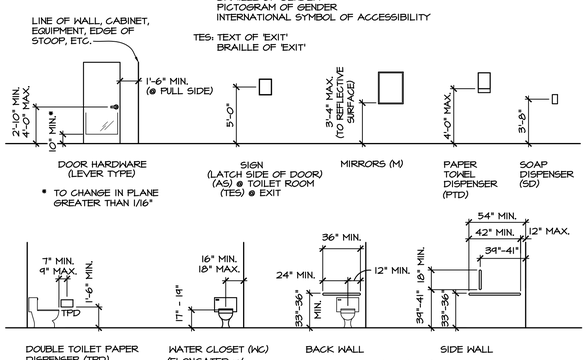

GRAB BARS (GB)
GRAB BAR INSTALLATION SHALL INCLUDE 3 BARS (2 HORIZONTAL AND 1 VERTICAL)

OTHER FIXTURES SHALL NOT BE LOCATED LESS THAN 12" FROM TOP OF GRAB BAR OR 1 1/2" FROM BOTTOM OF GRAB BAR

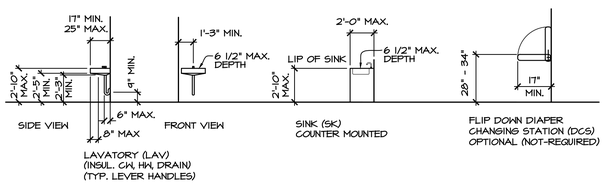

LAVATORY (LAV)
(INSUL. CH, HX, DRAIN)
(TYP. LEVER HANDLES)

NOTES:
1. PROVIDE ALL NECESSARY BLOCKING FOR FIXTURES.
2. SEE PLANS FOR REQUIRED FLOOR CLEARANCES
3. CAULK ALL TRANSITIONS FROM FIXTURES TO ADJACENT SURFACES.

ACCESSIBLE FIXTURE MOUNTING HEIGHTS

NOT TO SCALE

NOTE:
TACTILE SIGNS SHALL CONFORM TO ANSI A117.1 AND INCLUDE THE FOLLOWING:

AS: TEXT OF GENDER
BRAILLE OF GENDER
PICTOGRAM OF GENDER
INTERNATIONAL SYMBOL OF ACCESSIBILITY

TES: TEXT OF 'EXIT'
BRAILLE OF 'EXIT'

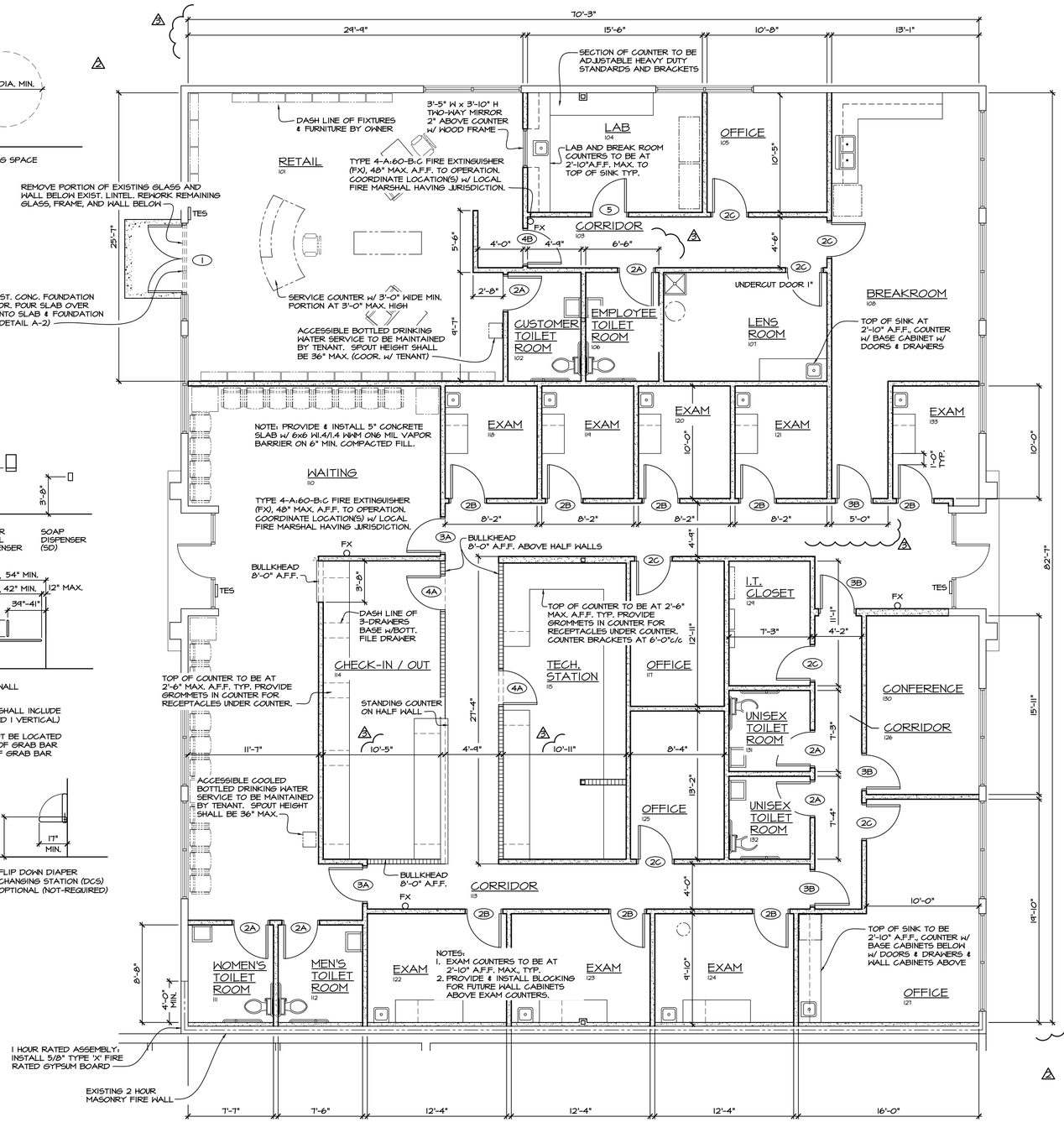

FLOOR PLAN

SCALE: 3/16" = 1'-0"

DOOR TYPES

SCALE: 1/4" = 1'-0"

NOTES:
1. ALL EXISTING DOORS SHOWN W/O TAG SHALL REMAIN.
2. WINDOW AND DOOR ASSEMBLIES SHALL BE CERTIFIED BY THE MANUFACTURER AND LABELED TO BE IN ACCORDANCE WITH AAMA / WDMA / CSA 101 / I.S.2 / A440 OR NFRC 400.
3. ALL GLASS IN DOORS SHALL BE 1/4" TEMPERED, U.N.O.
4. INTERIOR HOLLOW METAL FRAMES SHALL BE 16 GA.
5. EXTERIOR HOLLOW METAL FRAMES SHALL BE 14 GA. GALVANIZED.
6. INTERIOR HOLLOW METAL DOORS SHALL BE 18 GA.
7. EXTERIOR HOLLOW METAL DOORS SHALL BE 16 GA. GALVANIZED.
8. EXTERIOR ALUMINUM DOOR FRAMES SHALL BE THERMAL BROKEN.
9. EXTERIOR ALUMINUM DOORS SHALL HAVE 1" INSULATED GLASS.
10. GLASS IN DOORS SHALL MATCH RATING OF DOOR.

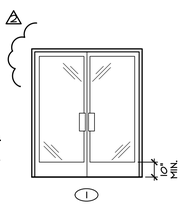

DOOR:
(2) 3'-0" x 7'-0" x 1 3/4"
ALUMINUM STOREFRONT W/ INSULATED, TEMPERED GLASS FINISH TO MATCH EXISTING

FRAME:
THERMAL BROKEN ALUMINUM FINISH TO MATCH EXISTING

HARDWARE:
4 PIVOT HINGES
2 PUSH BAR (ANSI A117.1)
2 PULL BAR (ANSI A117.1)
1 AUTOMATIC FLUSH BOLT
2 CLOSER (ANSI A117.1)
1 LOCK W/ WRIST TURN SET (ANSI A117.1)
1 WEATHER STRIPPING
2 BOTTOM SWEEPS
1 THRESHOLD SET IN MASTIC (ANSI A117.1)

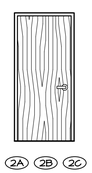

2A 2B 2C

DOOR:
3'-0" x 7'-0" x 1 3/4"
FLUSH SOLID CORE WOOD
STAIN & VARNISH

FRAME:
WOOD CASING & JAMB
STAIN & VARNISH

HARDWARE:
3 BUTT HINGES
1 DOOR STOP

2A
1 LEVER PRIVACY SET (ANSI A117.1)

2B
1 LEVER PASSAGE SET (ANSI A117.1)

2C
1 LEVER LOCK SET (ANSI A117.1)

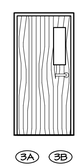

3A 3B

DOOR:
3'-0" x 7'-0" x 1 3/4"
SOLID CORE WOOD
W/ 6"x3-" TEMPERED BORROWED LIGHT
STAIN & VARNISH

FRAME:
WOOD CASING & JAMB
STAIN & VARNISH

HARDWARE:
3 BUTT HINGES
1 DOOR STOP

3A
1 LEVER LOCK SET (ANSI A117.1)

3B
1 LEVER PASSAGE SET (ANSI A117.1)

4A 4B

DOOR:
3'-0" x 3'-4" x 1 3/4"
FLUSH SOLID CORE WOOD
STAIN & VARNISH

FRAME:
WOOD CASING & JAMB
STAIN & VARNISH

HARDWARE:
2 BUTT HINGES
1 DOOR STOP

4A 1 LEVER PASSAGE SET

4B 1 LEVER LOCK SET

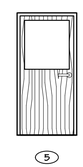

5

DOOR:
3'-0" x 7'-0" x 1 3/4"
HALF GLASS / SOLID CORE WOOD
STAIN & VARNISH

FRAME:
WOOD CASING & JAMB
STAIN & VARNISH

HARDWARE:
3 BUTT HINGES
1 DOOR STOP
1 LEVER LOCK SET (ANSI A117.1)

CODE INFORMATION

CODE:	2017 OHIO BUILDING CODE	
ACTIVITY:	TENANT INSTALLATION FOR PEDIATRIC OPHTHALMOLOGY OFFICE	
CONSTRUCTION TYPE:	VB	
USE GROUP:	B	
AREA:	BUSINESS:	6,020 S.F.
	TOTAL BUILDING AREA:	6,020 S.F. (9,000 S.F. ALLOWABLE)
OCCUPANCY:	BUSINESS:	61 OCCUP. (1 PER 100 S.F.)
	TOTAL BUILDING OCCUPANTS:	61 OCCUPANTS
FIRE SUPPRESSION:	NOT REQUIRED / NOT PROVIDED (NON-ABULATORY USE)	
FIRE ALARM:	NOT REQUIRED / NOT PROVIDED (LESS THAN 500 OCCUPANTS)	
TRAVEL DISTANCE:	200' (175' MAX. COMMON PATH OF EGRESS TRAVEL)	

PLUMBING FIXTURES:
REQUIRED:

MALE (31):	1 WATER CLOSETS (1 PER 50 OCCUPANTS) 1 LAVATORY (1 PER 80 OCCUPANTS)
FEMALE (31):	1 WATER CLOSETS (1 PER 50 OCCUPANTS) 1 LAVATORY (1 PER 80 OCCUPANTS)
MISCELLANEOUS:	1 DRINKING FOUNTAIN (1 PER 100 OCCUPANTS) 1 SERVICE SINK

PROVIDED:

MALE:	1 WATER CLOSETS 1 LAVATORIES
FEMALE:	1 WATER CLOSETS 1 LAVATORIES
UNISEX:	4 WATER CLOSETS 4 LAVATORIES
MISCELLANEOUS:	WATER DISPENSER (PER OPC 410.4) 2 SERVICE SINK

ENERGY CODE COMPLIANCE (IECC 2012)

ELECTRICAL: SEE ATTACHED COMCHECK AND ELECTRICAL PLANS

HVAC: SEE ATTACHED COMCHECK AND HVAC PLANS

GENERAL NOTES

1. ALL CONSTRUCTION SHALL CONFORM TO ALL FEDERAL, STATE, AND LOCAL CODES, ORDINANCES, AND REGULATIONS HAVING JURISDICTION.
2. CONTRACTOR SHALL VERIFY ALL EXISTING CONDITIONS PRIOR TO BEGINNING WORK. CONTRACTOR SHALL NOTIFY ARCHITECT OF ANY AND ALL DISCREPANCIES AND FOR INTERPRETATIONS PRIOR TO INSTALLATION, FABRICATION, AND/OR ORDERING MATERIAL AND/OR WORK.
3. PLACEMENT OF ADDRESS NUMBERS SHALL BE COORDINATED W/ OWNER. NUMBERS SHALL BE 4" HIGH W/ A STROKE WIDTH OF 0.5" MIN.

WALL CONSTRUCTION TYPES

NOTE:
FIREBLOCKING SHALL BE INSTALLED TO CUT OFF CONCEALED DRAFT OPENINGS AND SHALL FORM AN EFFECTIVE BARRIER BETWEEN FLOORS, BETWEEN A TOP STORY AND A ROOF OR ATTIC SPACE. FIREBLOCKING SHALL BE INSTALLED IN CONCEALED STUD SPACES VERTICALLY AT THE CEILING AND FLOOR LEVELS, AND HORIZONTALLY AT INTERVALS NOT EXCEEDING 10'-0". 1'-4" OF UNFACED GLASS FIBER BATT IS PERMITTED FOR USE AS FIREBLOCKING MATERIAL.

EXISTING INSULATED WOOD FRAMED EXTERIOR WALL. PROVIDE AND INSTALL 5/8" GYPSUM WALLBOARD TO INSIDE FACE.

5/8" GYPSUM WALLBOARD ON BOTH SIDES OF 2x4 WOOD STUDS OR 3 5/8" METAL STUDS @ 16" o/c. PROVIDE 3 1/2" SOUND ATTENUATION INSULATION BETWEEN STUDS. RUN PARTITION TO UNDERSIDE OF TRUSSES.

5/8" GYPSUM WALLBOARD ON BOTH SIDES OF 2x4 WOOD STUDS OR 3 5/8" METAL STUDS @ 16" o/c. PROVIDE 3 1/2" SOUND ATTENUATION INSULATION BETWEEN STUDS. RUN PARTITION TO 3'-6" A.F.F.

EXISTING 2 HOUR FIRE WALL-
PROVIDE AND INSTALL 5/8" GYPSUM WALLBOARD ON 2" 'Z' FURRING.

EXISTING 1 HOUR FIRE RATED EXTERIOR ASSEMBLY-
PROVIDE AND INSTALL 5/8" 'X' FIRE RATED GYPSUM WALL BOARD ON INTERIOR SURFACE.

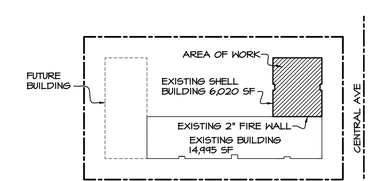

KEY PLAN

NOT TO SCALE

INDEX OF DRAWINGS

A-1	FLOOR PLAN, DETAILS, AND CODE INFORMATION
A-2	TOILET ROOM PLANS AND ROOM FINISH SCHEDULE
P-1	PLUMBING PLAN, SCHEDULE, NOTES, AND DETAILS
P-2	PLUMBING ISOMETRIC
M-1	HVAC PLAN, NOTES, AND SCHEDULES
M-2	HVAC DETAILS
E-1	POWER PLAN, SCHEDULE, AND NOTES
E-2	LIGHTING PLAN AND SCHEDULES

Dwight Gilliland, License #7938
Expiration Date 12/31/2019

Architecture by Design, ltd.
5622 Mayberry Square, Sylvania, Ohio 43560
(419) 824-3311 | architecturebydesign.net

FLOOR PLAN AND CODE INFORMATION

INTERIOR ALTERATION FOR:
PEDIATRIC OPHTHALMOLOGY
3130 CENTRAL PARK WEST SUITE #6544
TOLEDO, OHIO

DATE/REVISION:	
4/23/14	REVISION 3
8/14/14	REVISION 4
5/4/14	PERMIT
5/7/14	OWNER REVIEW
11/24/15	OWNER REVIEW

© Architecture by Design, Ltd. 2018

PROJECT NO: 1714.1
DATE: 11/9/15
DRAWN BY: A.N.C.
CHECKED BY: D.N.G.

A-1

1 OF 2 DRAWINGS